

## **Draft Race Instructions For 2004 AYC Build – A – Boat Regatta**

**Rules:** The regatta will be governed by these instructions.

**Notices to Competitors:** Notices to competitors will be posted on the official notice board. The official notice board is the bulletin board outside the clubhouse at the lower level entrance to the skipjack.

**Changes to the Sailing Instructions:** Any change to the sailing instructions will be posted 15 minutes before the race it will take effect.

**Start:** The Starting line will be between a staff supporting an orange flag on the end of the “T” dock, or on a boat moored at the “T” dock, and the upstream edge of an orange cylinder mark in Spa Creek. Boats will be assigned to a heat and starting position by the judges.

### **Start Sequence:**

All boats will start from a stationary position behind the starting line. Boats will be permitted to paddle up until a warning is announced from the committee boat. The PA will announce “Ready, Set, GO” and boats will be permitted to paddle at the sound of GO. A false start by any of the competitors will be signaled by sounding a horn and result in that fleet being recalled and restarted using the same procedure. Two false starts by the same boat in a single race will result in disqualification from that race.

**Course:** Each heat will be a 4 leg race – essentially twice around the following course. From the start, proceed to a mark (a single green buoy (round to starboard) or a gate (two green buoys placed side-by-side, rounding instructions below) located approximately on a line between the end of the Annapolis City Marina bulkhead and the fuel dock across the creek, then back to the start buoy (round start buoy to starboard), then back to the first mark (or gate), then to the finish. (See attached course diagram.).

**Mark Rounding:** Round all marks to starboard (exception – gate see next paragraph).

**Gate:** Pass through the gate (i.e., go between the 2 buoys), and then either round the port buoy leaving it or port, or the starboard buoy leaving it to starboard, and proceed to the next mark.

**Finish:** The finish line will be between a flag on the end of the “T” dock, or on a boat moored at the “T” dock, and an orange cylinder mark in Spa Creek. This is the same as the starting line except it will be crossed in the opposite direction. The boat is finished when any part of the boat or crew in it’s normal racing position crosses the finish line (i.e. the crew may not extend a bow sprit or throw a paddle across the finish line to gain an advantage). Finished boats must clear the finish line and attempt not to interfere with boats still racing. Any boat not clearing the finish line in a timely manor may be penalized or disqualified by the race committee.

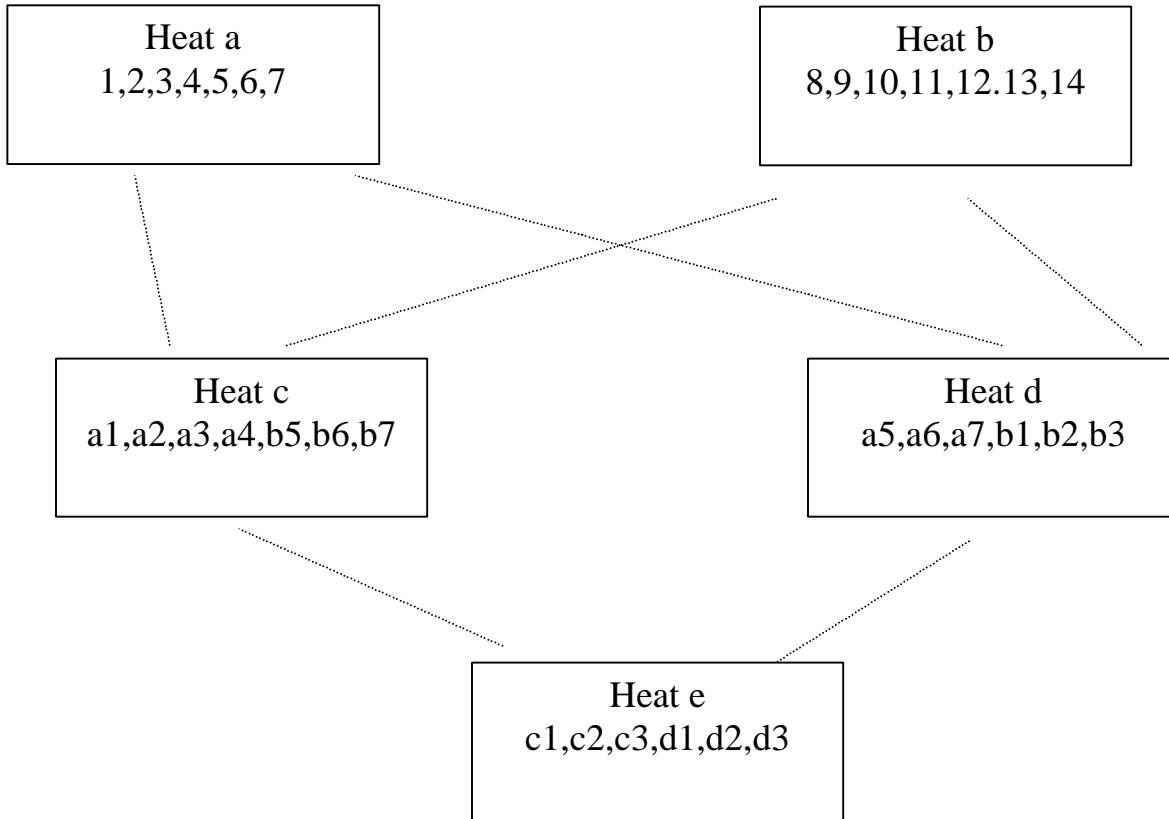
## **Order of Race For 2004 AYC Build – A – Boat Regatta**

The regatta will be modified double elimination. The number of heats will depend on the number of boats racing. Sample eliminations are shown in attachments A & B for 14 and 18 boats.

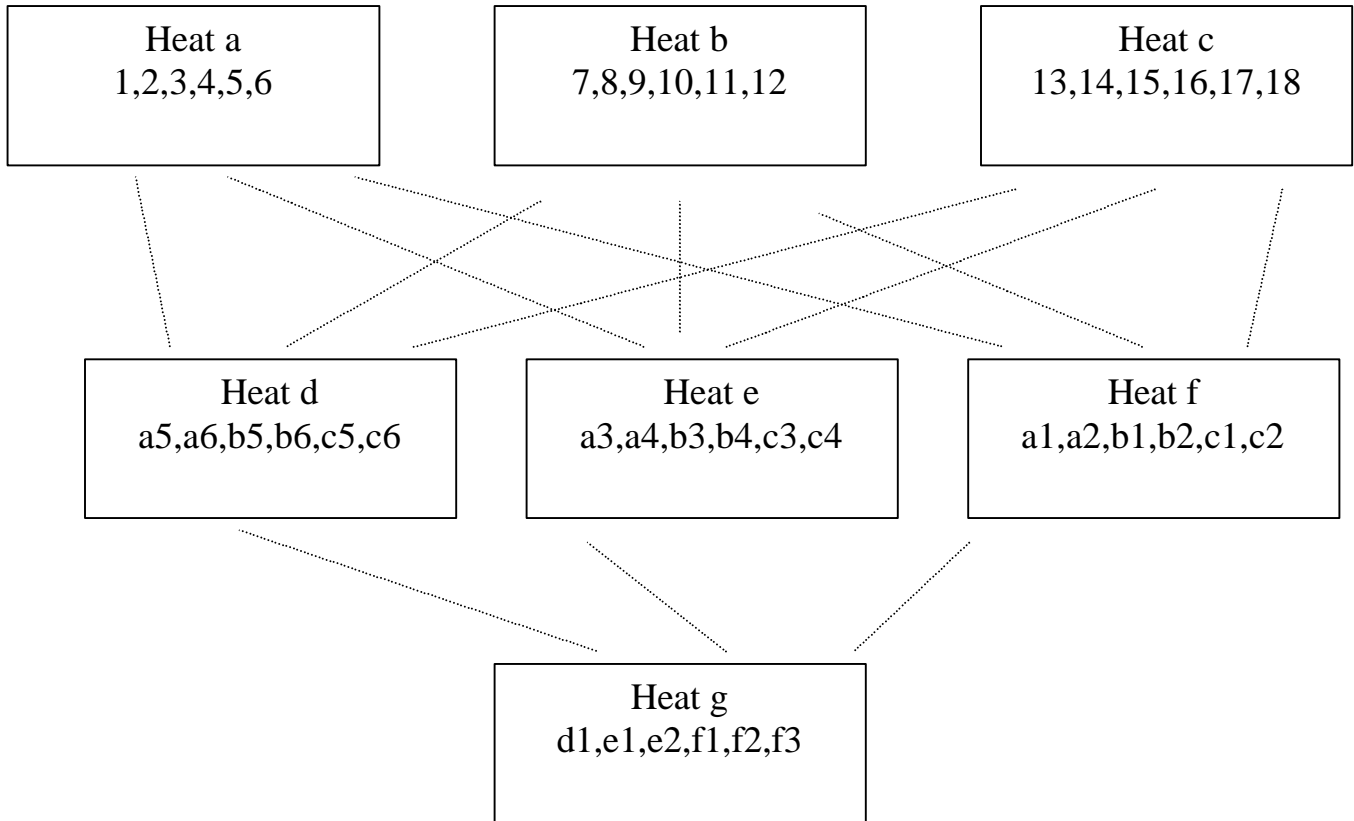
### **Safety**

1. Boats must carry 1 PFD per crew
2. Paddles may not be used as weapons

Elimination Scheme for 14 or fewer entries.

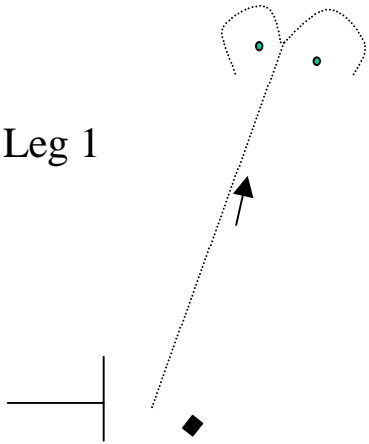


Elimination Scheme for 15 or more entries.

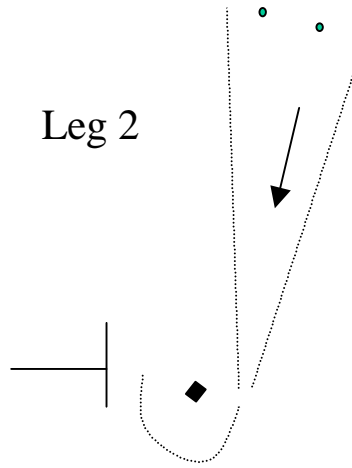


# Build – A – Boat 2004 Race Course Diagram

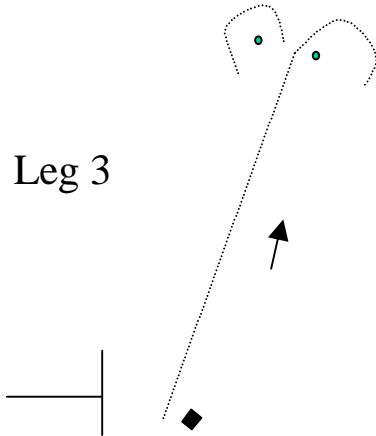
Leg 1



Leg 2



Leg 3



Leg 4

